


Imaging Plates for Computed Radiography

The world's top class high spatial resolution and excellent signal to noise ratio (SNR) produce superb image quality. Fusion of Fujifilm's advanced technologies used in image reader, software and Imaging Plates realizes images of the finest quality possible expected in digital imaging.

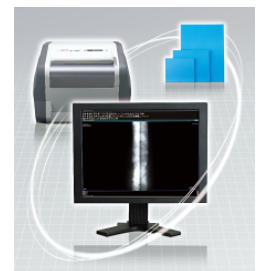
For a wide range of applications we provide the following type of imaging plates:

- **ST-VI** Standard resolution type (white)
- **UR-1** Ultra-High resolution type (blue)



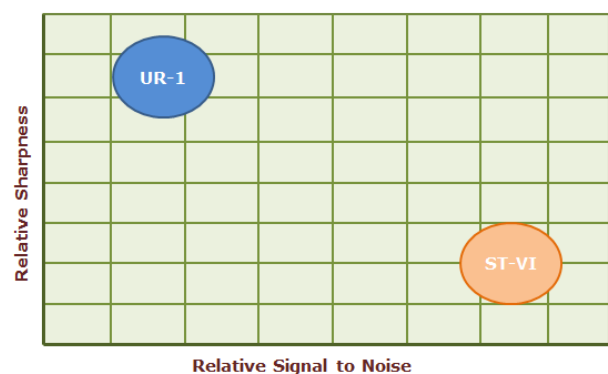
The following Basic Spatial Resolution can be achieved when using Fujifilm Imaging Plates within the Fujifilm Dynamix™ Systems for Computerised Radiography:

Scan Resolution	SR _b UR-1	SR _b ST-VI
25 μ	40	80
50 μ LS	63	--
50 μ NS	80	100
100 μ	130	130



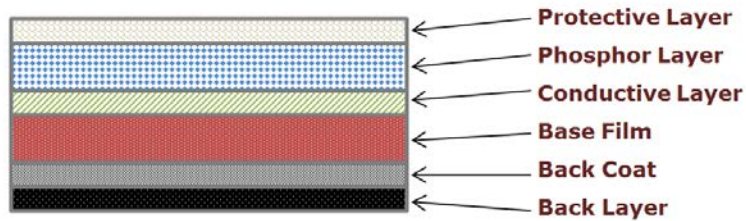
Relative Speed

- **ST-VI** 1
- **UR-1** 4



Layer Structure

Imaging Plates (IP) are composed of uniform dispersion of x-ray storage type (photostimulable) phosphor on a polyester support.



Available standard IP size

Size (cm)	UR-I	ST-VI
6 x 24	√	√
6 x 40	√	√
7 x 80	√	√
7 x 152	√	√
10 x 24	√	√
10 x 40	√	√
15 x 30	--	√
18 x 24	√	√
24 x 30	√	√
35 x 43	√	√

Other sizes available on request.

IP Handling

	Storage Conditions	Usage Conditions
Temperature	≤ 33 °C	18 - 45 °C
Humidity	≤ 80% RH	≤ 80% RH

General Disposal Conditions

It is recommended to separate the waste plates from other waste streams and to provide them to a legitimate recycler.